

DETEX[®]
DETEX V40 x EI x RSS
Retail Stores Specification

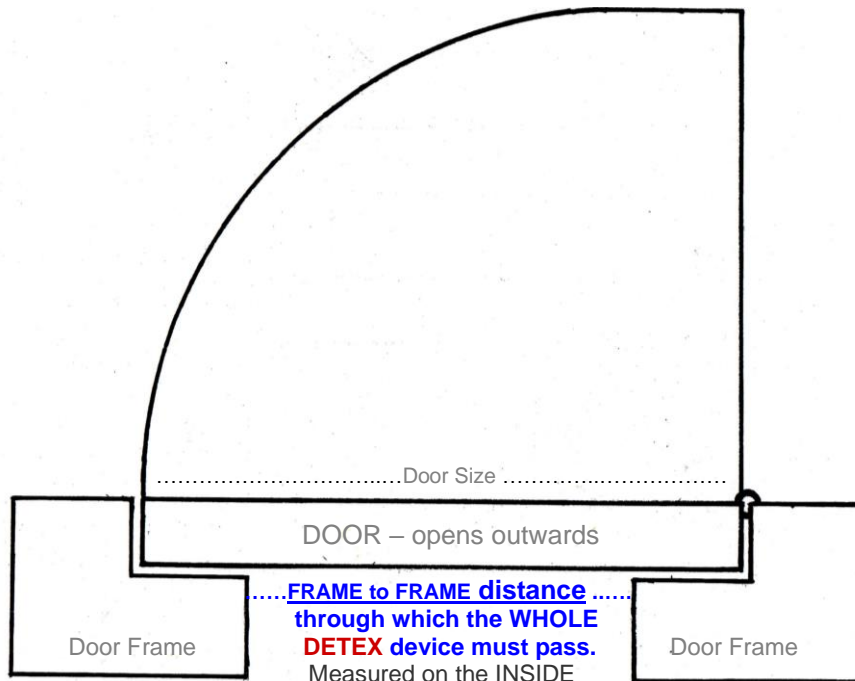
Ideal for retail environments requiring a local alarm as a deterrent at the door.
with remote monitoring, for integration by the alarm contractor.



- **Withstands 600 KG of outside force**
- **Automatically re-latches the door when it closes, preventing intrusion**
- **Limited factory warranty – 10 YEARS mechanical, 3 YEARS electronic**
- **Fire-Rated and UL Listed emergency exit hardware meets fire requirements**
- Stainless steel door loop, pre-fitted with 2 metres stranded copper comms cable
- Local 95dB alarm, (requires external 12V DC supply & cabling – **NOT** included)
- Remote monitoring facility available for use by alarm contractor via cable
- ALL parts needed for fitting, including all screws/fixings and a fool-proof plastic mounting template are supplied - in a sealed bag, in every box
- Each unit is tested mechanically and electronically in Cape Town before packing
- Key by-pass on the inside switches off the alarm (2 keys supplied).

FRAME TO FRAME SIZES

Although here should be no problem with most new emergency exits that comply with SA National Standards 10400T – some double door frames, and some older single door frames - **may be too narrow** for this product to pass through the frame. Please determine the door's **FRAME to FRAME SIZE** (usually smaller than the 'door size') before ordering / specifying. Measure from the **INSIDE** with the door in the **CLOSED** position as illustrated below. "Normal size" or "standard size" is **NOT** useable information.



The standard size **DETEX V40 x EI x RSS** unit is **865 MM LONG**, including the standard striking plate. We can shorten them to a **MINIMUM of 790 MM**

If the **frame to frame** size (shown in **blue** in the drawing above) is less than 790mm – please ask us for a different **DETEX** solution.

Please specify the **FRAME-TO-FRAME** distance with every enquiry or order

Since the door opens **OUTWARDS** it is critical to ensure that the **DETEX** unit can fit into the opening and **PASS THROUGH** the frame (Please note that if the door itself is over 900mm wide - the frame will usually be wide enough to allow the panic hardware to pass through).

ORDERING INFORMATION
FOR SINGLE LEAVED
OUTWARD OPENING DOORS



Installation will look similar to the above illustration

1a. FRAME TO FRAME distance 790 mm – 1200 mm wide:

Specify the frame size and order:

One DETEX V40 x EI x RSS x 36 type 1a

OR, IF THE DOOR LEAVES ARE WIDER:

1b. FRAME TO FRAME distance 1300 mm and wider:

Specify the frame size and order:

One DETEX V40 x EI x RSS x 48 type 1b

On older buildings and on double-leaved doors the clear opening may be less than 790 mm. Please measure carefully from the **INSIDE** of the frame – with the door **CLOSED**.

Please ask for other solutions if the frame is too narrow for **DETEX V40**

Phone 021-555-1720
Info@lockshop.co.za

THE LOCKSHOP
LOCKING SINCE 1975

Fax 021-555-1801
www.lockshop.co.za

Pictures of doors or items required can be sent by e-mail – or by WhatsApp to our LockDesk mobile number **084-200-1555** – **WITH door-frame** opening sizes.
NOTE this LockDesk number is only attended during office hours.

ORDERING INFORMATION FOR DOUBLE LEAVED OUTWARD OPENING DOORS

Specify the size from the inside of the door frame to the meeting point of the two door stiles (the space through which the DETEX device must pass when the fixed-leaf is closed).

2. Specify / order:

One DETEX V40 x EI x RSS x 36 type 2a for double doors
or, for doors 1200 mm or wider

One DETEX V40 x EI x RSS x 48 type 2b for double doors

This set consists of

One **DETEX V40 x EI x RSS x 36** (or **x 48"**) for the moving leaf

One No 94 stainless steel double door striker

One F41112011 Touch-bar with vertical rods for the fixed leaf

Use the Touch Bar with vertical locking rods to secure the fixed (second-opening) leaf against attack from outside, and fit the DETEX V40 x EI X RSS to the moving (first-opening) leaf

Use as illustrated below (NB all these as either LH or RH)

devices are reversible - and can be used

This touch bar panic device with vertical locking rods will lock the fixed (second-opening) door leaf automatically, at the top and at the bottom, whenever that leaf is closed, providing a stable object for the moving (first-opening) leaf to lock against. It can be cut to size as much as necessary.



F41112011



No 94
Striker

DETEX V40 x EI x RSS

DETEX V40 X EI x RSS requires a **MINIMUM of 765 mm** between the inside of the door **FRAME** and the **LOCKING EDGE OF THE DOOR**. Illustrated above with DETEX No 94 double door striker (included in this kit) **ALL THREE ITEMS** as illustrated above are needed for a double door installation.

PUSHING EITHER BAR WILL ALLOW BOTH DOORS TO OPEN, meeting the statutory requirements

DETEX V40 x EI x RSS is a **DETEX V40 x EI**
specially modified by us - for the South African retail environment

DETEX V40 SERIES meets South African requirements for “escape initiated by body weight.” The stainless-steel deadlocking latch can withstand over 600 Kg pressure. It will lock the moving leaf securely against the fixed leaf, without hindering escape.

- ALL parts needed for fitting, including all screws/fixings and a fool-proof plastic mounting template are supplied - in a sealed bag, in every box
- Each unit is tested mechanically and electronically in Cape Town before packing
- Stainless steel door loop, pre-fitted with 2 metres stranded copper comms cable
- Local 95dB alarm, (requires external 12V DC supply)
- Remote monitoring facility
- Key by-pass on the inside switches off the alarm (2 keys supplied).
- The letters “EI” in the specification **DETEX V40 x EI** denote “electronic integration” – using external power for the alarm and enabling remote monitoring of the alarm and the armed/disarmed status of the alarm.
- The letters “LD” in the specification denote “Less Dogging” which means the latch cannot be “dogged” (locked) into the unlocked position (i.e. the door will lock automatically whenever it is allowed to close properly).

SPECIAL SECURITY / SAFETY FEATURES of DETEX V40 x EI X RSS

- **Withstands over 600 kg of static pressure**
- **Heavy duty 20 mm stainless steel latch ensures automatic re-locking**
- **Deadlocking latchbolt resists outside attack**
- Meets EC standard BS EN 1125: 1997/A1: 2001
- Alarm armed & disarmed by key from inside
- **Latch, pushpad & outside key access are electronically monitored (SPDT switches)**
- Remote bypass capability
- Visual ‘armed’ confirmation
- **Escape is always free from the inside, while the door remains locked from outside - regardless of the status of power**
- Loud 95dB tamper proof internal alarm
- Manual or automatic re-arming of alarm

NOTES FOR SPECIFIERS & INSTALLERS

DOORS:

All Panic devices should be fitted over a line drawn at approximately 1100mm from finished floor level.

DETEX V40 series alarmed panic devices have a fool-proof non-paper template, which is packed in the box with every **DETEX** device.

Timber / Fire Doors

If the door is not made of solid material, enough solid fixing material must be positioned inside the door, by the door manufacturer, to allow for secure fixing of the panic hardware on or close to the 1100mm FFL line. If in doubt, or for 2-hour Fire-Rated doors it is essential to furnish the installation drawings for the panic hardware to the door manufacturer when ordering the doors.

ACCESSORIES & OPTIONAL EXTRAS

DOOR CLOSERS (optional extra)

We recommend using **CISA 1510** or **CISA 1610** series fire-rated door closers, depending on wind conditions and door sizes, at extra cost.



Please ask us for drawings or more detailed specifications.

STAINLESS STEEL DOOR LOOPS FOR CABLE CONCEALMENT (INCLUDED AS STANDARD WITH THIS RETAIL STORES SPECIFICATION)



DETEX V40 x EI x RSS is supplied with the door loop already mounted, with two metres of stranded .22 copper comms cable connected to the unit and passed through the loop – ready for the installer to connect to, using the hook-up diagram provided.

If longer /shorter cable or a longer / shorter loop is required – please specify when ordering.




Door loop is used as shown above to conceal the cable

INTERNAL KEY- BYPASS CYLINDERS

The cylinder supplied with every **DETEX V40 x EI X RSS** is used only to **arm and disarm the alarm** – using the key has NO effect on the ability to escape – regardless of the status of power, batteries, cables, or electronics.

These cylinders can be specified 'keyed alike' (all using the same key), or 'master-keyed' (each with a different key, with a master key to fit all) at nominal extra cost.

Unless otherwise specified – they are supplied 'keyed different' -which means each **DETEX** device will have different keys.



Optional **HIGH SECURITY CISA ASTRAL TEKNO S01** or **CISA C3000 T06** cylinders with restricted keys are available at nominal extra cost & **MUST** be ordered with the **DETEX** device. These keys are made by us only against authorised signatures.

Phone 021-555-1720
Info@lockshop.co.za


THE LOCKSHOP
LOCKING SINCE 1975

Fax 021-555-1801
www.lockshop.co.za

Pictures of doors or items required can be sent by e-mail – or by WhatsApp to our LockDesk mobile number **084-200-1555** – **WITH door-frame** opening sizes.

NOTE this LockDesk number is only attended during office hours.

OPTIONAL EXTERNAL CYLINDER



If authorised access from **OUTSIDE** is required (without sounding the alarm) specify “**with OUTSIDE CYLINDER**” at extra cost.

- These can be ordered to operate on the same key as the inside cylinder, or on a different key.
- These cylinders can be specified 'keyed alike' (all using the same key), or 'master-keyed' (each with a different key, with a master key to fit all) at nominal extra cost.
- Outside cylinders must be specified at the time of ordering!
- **A pull handle is also required at extra cost** with this option, to enable the door to be pulled opened from outside. The key must NOT be used to pull the door.
- Optional **HIGH SECURITY CISA ASTRAL TEKNO S01** or **CISA C3000 T06** cylinders with restricted keys, available at nominal extra cost. **MUST** be ordered at the same time as the **DETEX** device. These keys are made by us only against authorised signatures.

For more information on any aspect of DETEX or any other panic hardware, door or security hardware please contact our Loxperts:

Phone 021-555-1720
Info@lockshop.co.za

THE LOCKSHOP
LOCKING SINCE 1975

Fax 021-555-1801
www.lockshop.co.za

Pictures of doors or items required can be sent by e-mail – or by WhatsApp to our LockDesk mobile number **084-200-1555** – **WITH door-frame** opening sizes.
NOTE this LockDesk number is only attended during office hours.